

DE-NVB ADJUSTABLE FLOW CONTROL VALVE, COARSE ADJUST

DESCRIPTION

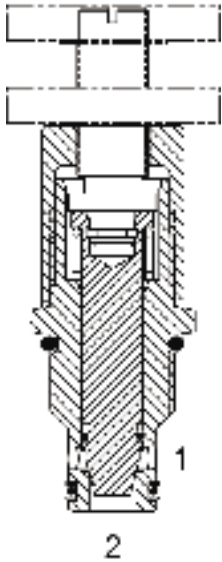
10 size, 7/8-14 thread, "Delta" series, course adjust needle flow control valve.

OPERATION

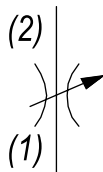
The DE-NVB adjusts from fully open to fully closed by turning adjusting screw clockwise. When adjusted open the valve allows flow (1) to (2) and (2) to (1). When fully closed the valve blocks flow from (1) to (2) and (2) to (1).

FEATURES

- Hardened parts for long life.
- Industry common cavity.

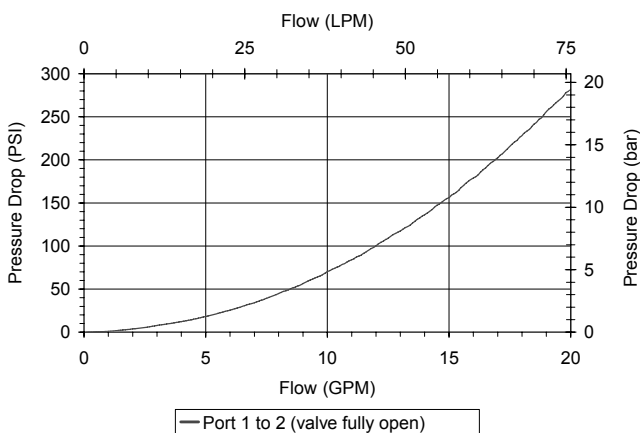


HYDRAULIC SYMBOL



PERFORMANCE

Actual Test Data (Cartridge Only)



VALVE SPECIFICATIONS

Nominal Flow	15 GPM (57 LPM)
Rated Operating Pressure	3500 PSI (241 bar)
Viscosity Range	36 to 3000 SSU (3 to 647 cSt)
Filtration	ISO 18/16/13
Media Operating Temp. Range	-40° to 250°F (-40° to 120°C)
Weight	.47 lbs (.21 kg)
Operating Fluid Media	General Purpose Hydraulic Fluid
Cartridge Torque Requirements	30 ft-lbs (40.6 Nm)
Cavity	DELTA 2W
Cavity Form Tool (Finishing)	40500000
Seal Kit	21191202

WARNING: the specifications/application data shown in our catalogs and data sheets are intended only as a general guide for the product described (herein). Any specific application should not be undertaken without independent study, evaluation, and testing for suitability.



4484 Boeing Drive Rockford, IL 61109 • USA • Phone +1 (815) 397-6628 • Fax +1 (815) 397-2526
 mail: delta@delta-power.com • www.delta-power.com



Via Malavolti, 36 • 41122 Modena • ITALY • Phone +39 (059) 254895 • Fax +39 (059) 253512
 mail: tecnord@tecnord.com • www.tecnord.com

