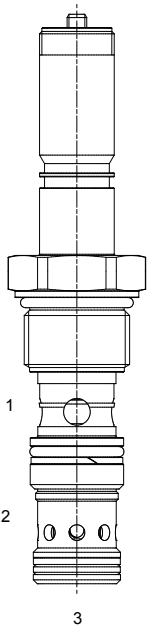


**EU-F2A 2 WAY PRESSURE COMPENSATED PROPORTIONAL FLOW REGULATOR**



**DESCRIPTION**

12 size, 1" 1/16-12 thread, "Tecnord" series, solenoid operated, normally closed, poppet style, restrictive type 2 ways pressure compensated proportional flow regulator.

**OPERATION**

EU-F2A maintains a constant flow rate out of (2) regardless of load pressure variations in the circuit downstream of (1). When coil is not energized, there is no regulated flow out of (2). The valve begins to respond to load variations when the flow through the valve creates a pressure differential across the control spool.

Reverse flow from (2) to (1) returns through the control spool and is not compensated. The manual override increases flow by counter-clockwise rotation of the manual override knob.

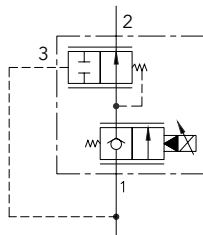
**FEATURES**

- Hardened parts for long-life.
- Industry common cavity.
- Excellent linearity and low hysteresis characteristics.
- Cartridges are voltage interchangeable.
- Optional coil voltages and terminations available.
- Unitized, molded coil design.
- Continuous duty rated solenoid.



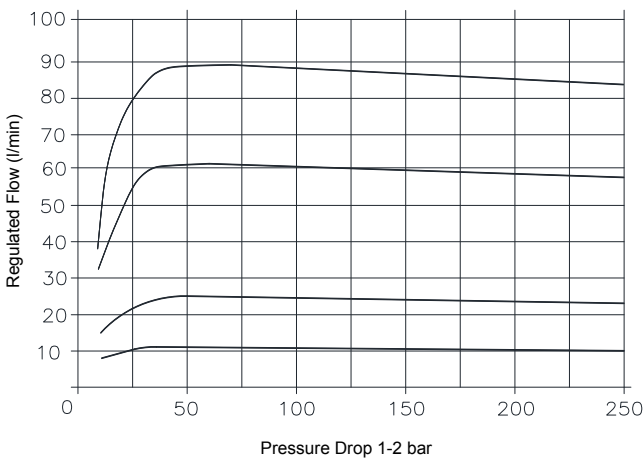
Port (1) must be connected in the manifold to port (3).

**HYDRAULIC SYMBOL**



**PERFORMANCE**

**Regulated Flow vs. Pressure**



**VALVE SPECIFICATIONS**

Flow Range	See curves for various versions
Max System Pressure	3500 PSI (241 bar)
Leakage	0-10 drops / min @ 245 bar
Hysteresis	±5%
Viscosity Range	36 to 3000 SSU (3 to 647 cSt)
Filtration	ISO 18/16/13
Media Operating Temp. Range	-30°C / +100°C
Weight	.72 lbs (.32 kg)
Operating Fluid Media	General Purpose Hydraulic Fluid
Cartridge Torque Requirements	37 ft-lbs (50 Nm)
Coil Nut Torque Requirements	2-3 ft-lbs (3-4 Nm)
Cavity	TECNORD 3W
Cavity Tools Kit (form tool, reamer, tap)	40500034

**COIL SPECIFICATIONS**

Current Supply Characteristics	PWM (Pulse Width Modulation)
Rated Current Range	500-1400 mA
PWM or Super-Imposed	
Dither Frequency	100 Hz
Coil Resistance (12 VDC)	7.2 Ohm ±5% at 68°F (20°C)

**WARNING:** the specifications/application data shown in our catalogs and data sheets are intended only as a general guide for the product described (herein). Any specific application should not be undertaken without independent study, evaluation, and testing for suitability.

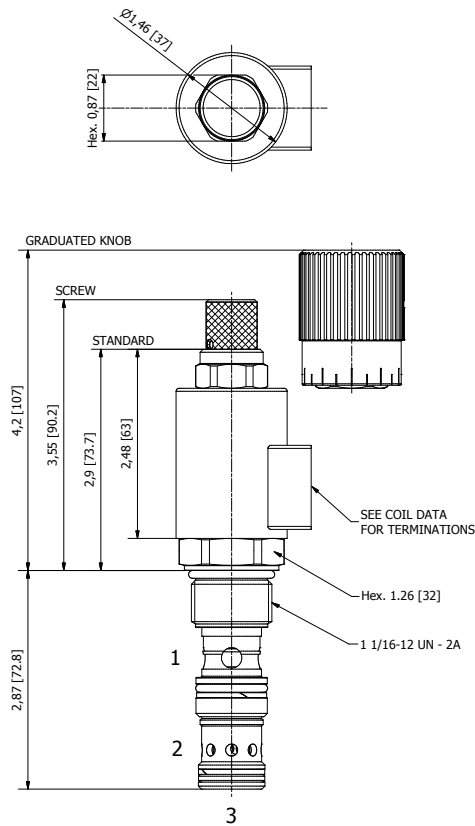
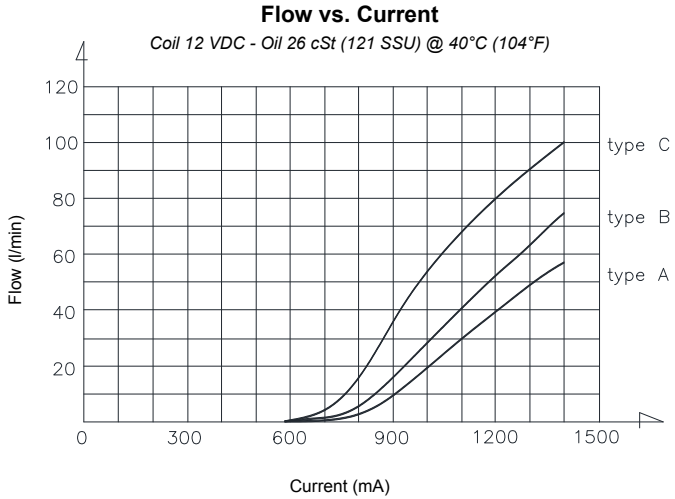


4484 Boeing Drive Rockford, IL 61109 • USA • Phone +1 (815) 397-6628 • Fax +1 (815) 397-2526  
mail: delta@delta-power.com • www.delta-power.com



Via Malavolti, 36 • 41122 Modena • ITALY • Phone +39 (059) 254895 • Fax +39 (059) 253512  
mail: tecnord@tecnord.com • www.tecnord.com

**DIMENSIONS**



(for bodies style and sizes see section "Accessories")

**ORDERING INFORMATION**

Approximate Coil Weight: .47 lbs (.21 kg)

**EU-F2A - - - -**

- OPTIONS**
- Buna Standard **A0** Up to 55 l/min
  - Buna, Screw Type Override (Knob) **AS** Up to 55 l/min
  - Buna, Screw Type Override (Grad. Knob) **AK** Up to 55 l/min
  
  - Buna Standard **B0** Up to 75 l/min
  - Buna, Screw Type Override (Knob) **BS** Up to 75 l/min
  - Buna, Screw Type Override (Grad. Knob) **BK** Up to 75 l/min
  
  - Buna Standard **C0** Up to 100 l/min
  - Buna, Screw Type Override (Knob) **CS** Up to 100 l/min
  - Buna, Screw Type Override (Grad. Knob) **CK** Up to 100 l/min

- BODIES**
- Blank** Without Body
  - N** 3/4" BSP Ports
  - S** #8 SAE Ports

- VOLTAGE**
- 12** 12 VDC
  - 24** 24 VDC

- "F" COIL TERMINATION**
- HC** DIN 43650 (Hirschmann)
  - DI** Deutsch-Integral DT04-2P
  - JT** AMP Jr. Timer

**NOTE:** for other seals, consult factory.

**WARNING:** the specifications/application data shown in our catalogs and data sheets are intended only as a general guide for the product described (herein). Any specific application should not be undertaken without independent study, evaluation, and testing for suitability.



4484 Boeing Drive Rockford, IL 61109 • USA • Phone +1 (815) 397-6628 • Fax +1 (815) 397-2526  
mail: delta@delta-power.com • www.delta-power.com



Via Malavolti, 36 • 41122 Modena • ITALY • Phone +39 (059) 254895 • Fax +39 (059) 253512  
mail: tecnord@tecnord.com • www.tecnord.com