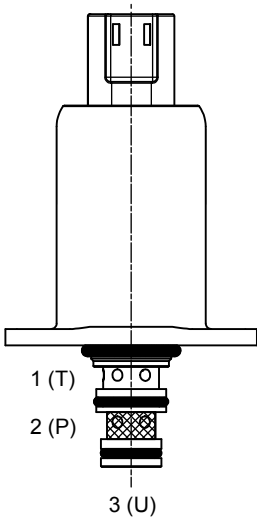


IP-DAR-43C DIRECT ACTING PROPORTIONAL, PRESSURE REDUCING/RELIEVING, SLIP-IN TYPE



DESCRIPTION

Special cavity, slip-in style flange retained, direct acting proportional, pressure reducing/relieving valve.

OPERATION

The IP-DAR-43C-AJ12 generates a variable pressure in response to a PWM (Pulse Width Modulated) current signal. With no current applied to the proportional solenoid, the inlet port 2 (P) is blocked and the regulated port 3 (U) is vented to port 1 (T).

As current is increased, fluid pressure is proportionally controlled at the regulated port 3 (U). On attainment of proportionally determined pressure at 3 (U), the cartridge shifts to block flow at 2 (P), thereby regulating pressure at 3 (U). In this mode, the valve also will relieve 3 (U) to 1 (T) at a variable value over the set reducing pressure.

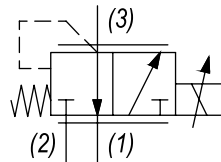
FEATURES

- Slip-in style.
- Efficient wet-armature construction.
- Integral waterproof coil.
- Continuous duty rated solenoid.



Flanged retained product. The coil is an integral part of the valve and is not serviceable. Eventual tank pressure exceeding 0 bar, has to be added to reduced pressure value.

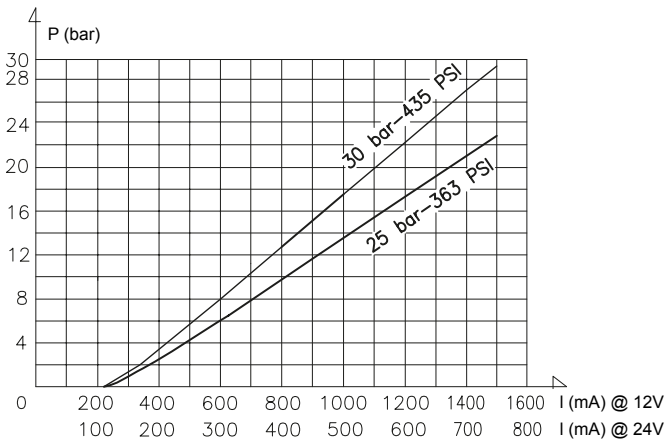
HYDRAULIC SYMBOL



PERFORMANCE

Reduced pressure (bar) vs. Current (mA)

12 V and 24 V Coil



VALVE SPECIFICATIONS

Nominal Flow	1 GPM (4 LPM) @ 8 bar Delta P
Max Inlet Pressure "H" version	5000 PSI (345 bar)
Max Inlet Pressure "L" version	700 PSI (50 bar)
Controlled Pressure Range	0÷25 bar / 0÷30 bar (see graph)
Reduced Pressure Tolerance	±5%
Max Back-Pressure at T Port	20 bar
Internal Leakage	15 ml/min @ 500 PSI (35 bar) inlet 35 ml/min @ 5000 PSI (350 bar) inlet
Viscosity Range	36 to 3000 SSU (3 to 647 cSt)
Filtration	ISO 18/15/13 (ISO 4406)
Media Operating Temp. Range	-25°C / +90°C
Weight	.54 lbs (.25 kg)
Operating Fluid Media	General Purpose Hydraulic Fluid
Cavity	T043
Cavity Tool Kit	K-T043
Flange Mounting Screws and Torque	M4x10 / torque 3ft-lbs (4 Nm)

COIL SPECIFICATIONS

Current Supply Characteristics	PWM (Pulse Width Modulation)
Rated Current Range	200÷1500 (12V coil) 100÷750 (24V coil)
PWM or Super-Imposed Dither Freq.	100-200 Hz
Coil Resistance (12 VDC)	5.4 Ohm ±5% at 68°F (20°C)
Coil Resistance (24 VDC)	22 Ohm ±5% at 68°F (20°C)
Max Power Consumption	12 Watt (20°C)
Protection Degree	IP 67 according to IEC 529
Coil Termination	Deutsch-Integral DT04-2P AMP Jr. Timer 84-9419
Color Connectors	Black

WARNING: the specifications/application data shown in our catalogs and data sheets are intended only as a general guide for the product described (herein). Any specific application should not be undertaken without independent study, evaluation, and testing for suitability.

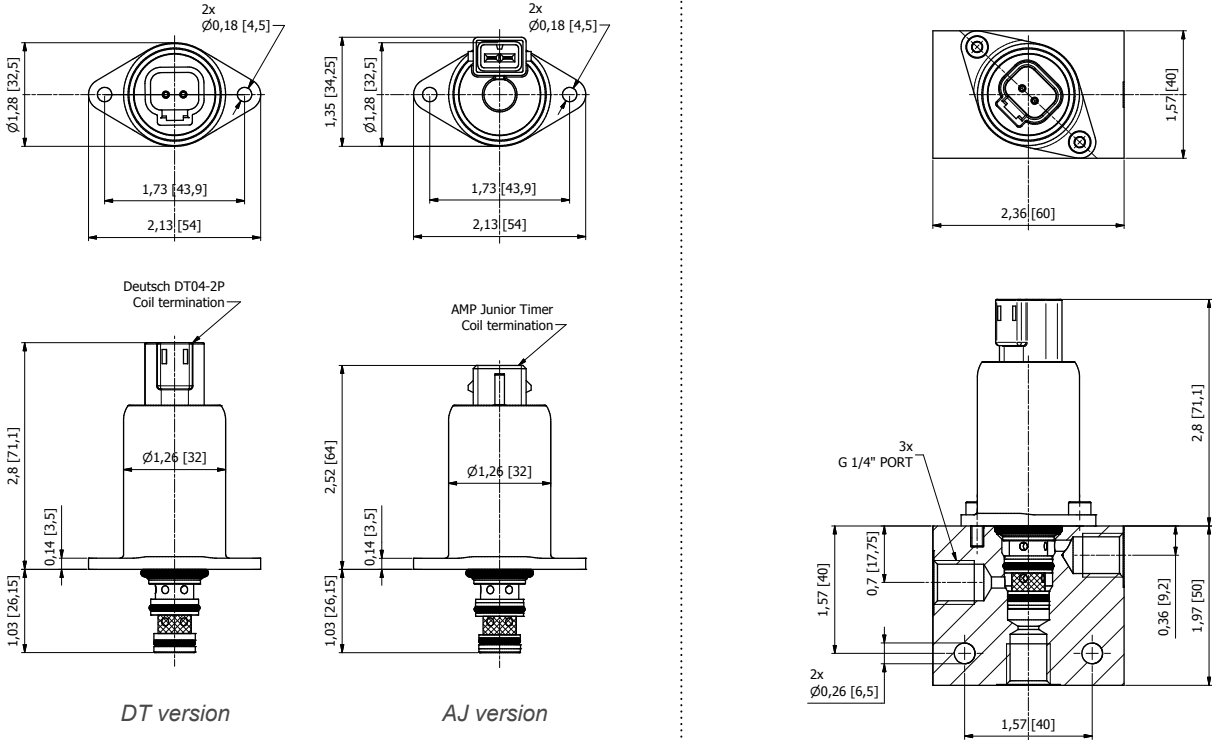


4484 Boeing Drive Rockford, IL 61109 • USA • Phone +1 (815) 397-6628 • Fax +1 (815) 397-2526
mail: delta@delta-power.com • www.delta-power.com



Via Malavolti, 36 • 41122 Modena • ITALY • Phone +39 (059) 254895 • Fax +39 (059) 253512
mail: tecnord@tecnord.com • www.tecnord.com

DIMENSIONS



DT version

AJ version

ORDERING INFORMATION

IP-DAR-43C

<u>COIL TERMINATION</u>	<u>VOLTAGE</u>	<u>INLET PRESSURE</u>	<u>MAX REGULATED PRESSURE</u>	<u>OPTIONS</u>
AJ - AMP Jr. Timer	1-12 VDC	L - up to 700 PSI (50 bar)	1-25 bar	00 - HNBR standard
DT - Deutsch DT04	2-24 VDC	H - up to 5000 PSI (345 bar)	2-30 bar	A0 - with filter

W6 / 2020

WARNING: the specifications/application data shown in our catalogs and data sheets are intended only as a general guide for the product described (herein). Any specific application should not be undertaken without independent study, evaluation, and testing for suitability.



4484 Boeing Drive Rockford, IL 61109 • USA • Phone +1 (815) 397-6628 • Fax +1 (815) 397-2526
 mail: delta@delta-power.com • www.delta-power.com



Via Malavolti, 36 • 41122 Modena • ITALY • Phone +39 (059) 254895 • Fax +39 (059) 253512
 mail: tecnord@tecnord.com • www.tecnord.com