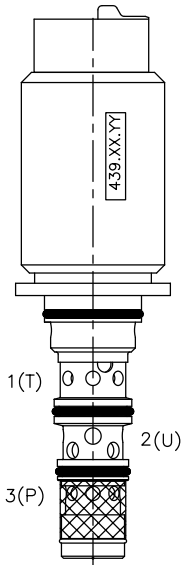


**IP-PRZ-59-AM12 PILOT OPERATED PROPORTIONAL, PRESSURE REDUCING/RELIEVING, SLIP-IN TYPE**



**DESCRIPTION**

Special cavity, flange retained, slip-in proportional pressure reducing/relieving valve.

**OPERATION**

The IP-PRZ-59-AM12 generates a variable pressure in response to a PWM (Pulse Width Modulated) current signal. With no current applied to the proportional solenoid, the inlet port 3 (P) is blocked and the regulated port 2 (U) is vented to port 1 (T). As current is increased, fluid pressure is proportionally controlled at the regulated port 3 (P). On attainment of proportionally determined pressure at 2 (U), the cartridge shifts to block flow at 3 (P), thereby regulating pressure at 2 (U). In this mode, the valve also will relieve 2 (U) to 1 (T) at a variable value over the set reducing pressure.

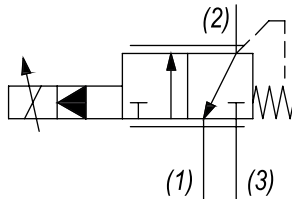
**FEATURES**

- Economical slip-in style.
- Integral waterproof coil.
- Efficient wet-armature construction.
- Hardened parts for long life.



*Flanged Retained Product. The coil (12 VDC) is an integral part of the valve and is not serviceable. Inlet pressure up to 50 bar. Max regulated pressure can be increased up to 35 bar (factory preset). Tank Pressure level above zero is additive to the valves expected reduced pressure value.*

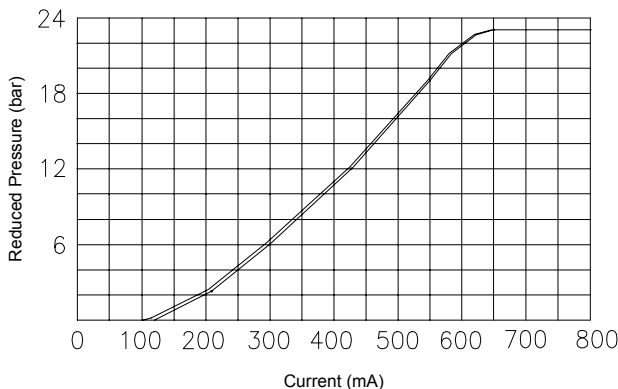
**HYDRAULIC SYMBOL**



**PERFORMANCE**

**Reduced pressure (bar) vs. Current (mA)**

12 V coil, 24 bar inlet pressure



Curve is attained with SAE 40 - Grade oil @ 50°C

**VALVE SPECIFICATIONS**

Nominal Flow	7.9 GPM (30 LPM) @ 3 bar DeltaP
Max Inlet Pressure	700 PSI (50 bar)
Controlled Pressure Range	(see graph)
Max Internal Leakage	<500 cc/min @ 35 bar
Viscosity Range	5 to 5000 cSt
Filtration	ISO 18/15/13
Media Operating Temp. Range	-25°C / +85°C
Weight	.63 lbs (.29 kg)
Operating Fluid Media	General Purpose Hydraulic Fluid
Cavity	T059
Cavity Tools Kit	
(form tool, reamer, tap)	K-T059
Flange Mounting Screws and Torque	M6x10 / 4 ft-lbs (6 Nm)

**COIL SPECIFICATIONS**

Current Supply Characteristics	PWM (Pulse Width Modulation)
Rated Current Range	100-900 mA
PWM or Super-Imposed	
Dither Frequency	100-150 Hz
Coil Resistance (12 VDC)	10 Ohm ±5% at 68°F (20°C)
Max Power Consumption	14 Watt
Protection Degree	IP 67 according to IEC 529
Coil Termination	AMP Superseal 1.5 Series
	282080-1 Type
Color Connectors	Green

**WARNING:** the specifications/application data shown in our catalogs and data sheets are intended only as a general guide for the product described (herein). Any specific application should not be undertaken without independent study, evaluation, and testing for suitability.

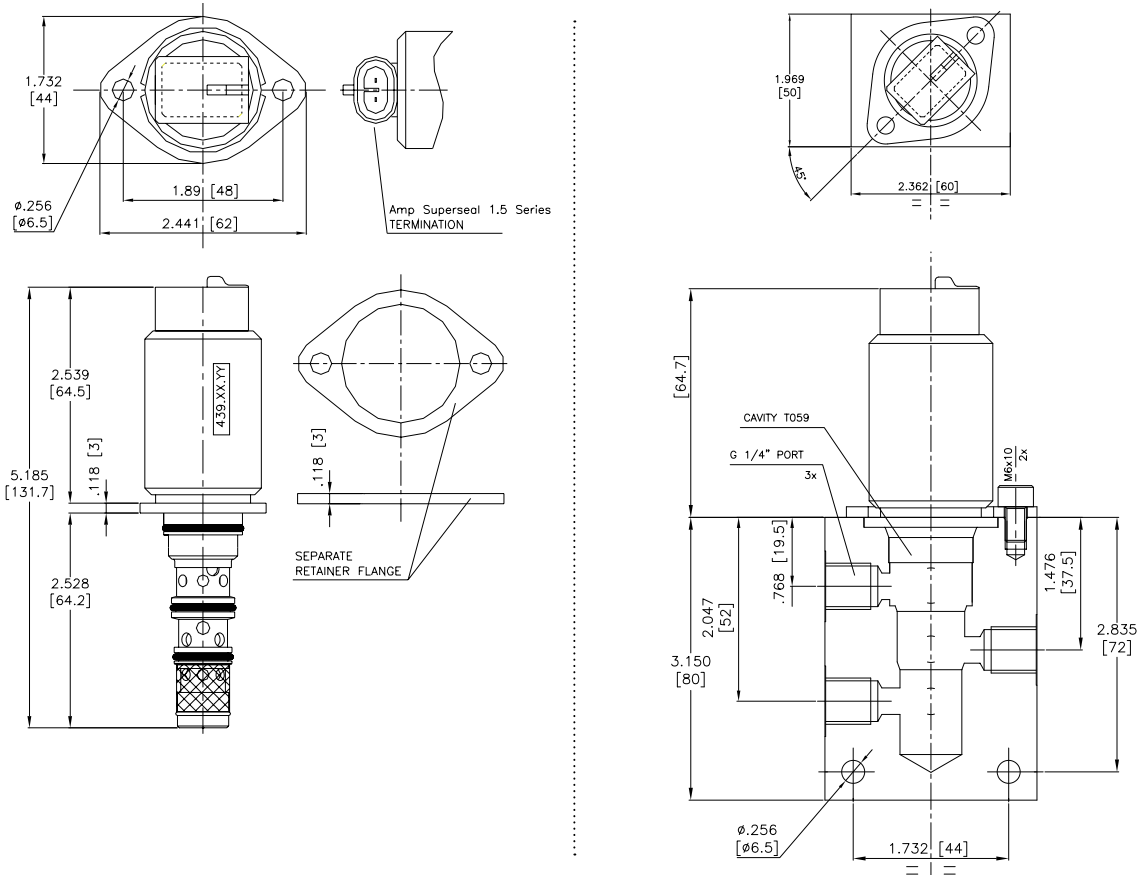


4484 Boeing Drive Rockford, IL 61109 • USA • Phone +1 (815) 397-6628 • Fax +1 (815) 397-2526  
mail: delta@delta-power.com • www.delta-power.com



Via Malavolti, 36 • 41122 Modena • ITALY • Phone +39 (059) 254895 • Fax +39 (059) 253512  
mail: tecnord@tecnord.com • www.tecnord.com

**DIMENSIONS**



**ORDERING INFORMATION**

<b>IP-PRZ-59-AM12</b> -			
<b>OPTIONS</b>			<b>BODIES</b>
Buna Standard	00	Blank	Without Body
Buna, Screen	A0	S	#6 SAE Ports

W6 / 2020

**WARNING:** the specifications/application data shown in our catalogs and data sheets are intended only as a general guide for the product described (herein). Any specific application should not be undertaken without independent study, evaluation, and testing for suitability.



4484 Boeing Drive Rockford, IL 61109 • USA • Phone +1 (815) 397-6628 • Fax +1 (815) 397-2526  
 mail: delta@delta-power.com • www.delta-power.com



Via Malavolti, 36 • 41122 Modena • ITALY • Phone +39 (059) 254895 • Fax +39 (059) 253512  
 mail: tecnord@tecnord.com • www.tecnord.com