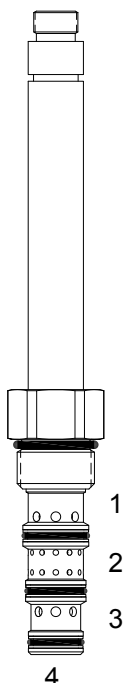


DG-S4N DIRECT ACTING SPOOL, 4 WAY 3 POSITION, TANDEM CENTER



DESCRIPTION

10 size, 7/8-14 thread, "Delta" series, solenoid operated, 4 way 3 position, tandem center spool valve.

OPERATION

When de-energized the DG-S4N allows flow between (2) and (4), and blocks flow at (1) and (3). When outer coil (S1) is energized the valve allows flow from (2) to (3) and from (1) to (4). When inner coil (S2) is energized the valve allows flow from (2) to (1) and from (3) to (4).

OPERATION OF MANUAL OVERRIDE OPTION: Bidirectional Override - Spring biased in neutral center position, when pushed the valve shifts in the (S2) direction, when pulled the valve shifts in the (S1) direction.

Push Only Override - Spring biased in neutral center position, when pushed the valve shifts in the (S2) direction.

FEATURES

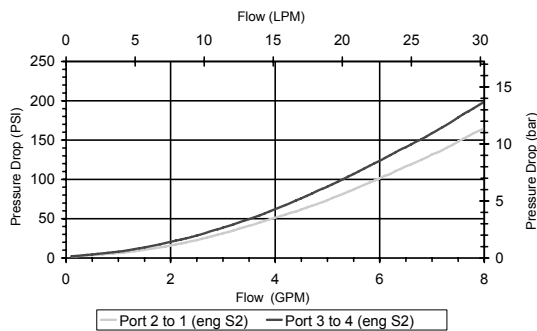
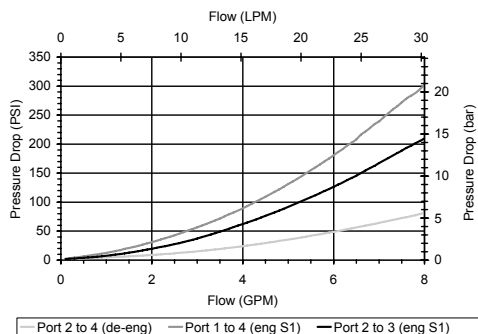
- Hardened parts for long life.
- Efficient wet-armature construction.
- Cartridges are voltage interchangeable.
- Manual override option.
- Industry common cavity.
- Unitized, molded coil design.
- Continuous duty rated solenoid.
- Optional coil voltages and terminations.
- Optional "I" Coil: Weatherproof, Thermal Shock, Immersion Safe.



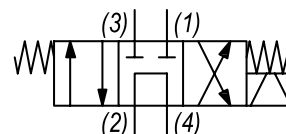
Uses "L" Coils.

PERFORMANCE

Actual Test Data (Cartridge Only)



HYDRAULIC SYMBOL



VALVE SPECIFICATIONS

Nominal Flow	6 GPM (23 LPM)
Rated Operating Pressure	3000 PSI (207 bar)
Typical Internal Leakage (150 SSU)	5 cu in/min (82 ml/min) per path
Viscosity Range	36 to 3000 SSU (3 to 647 cSt)
Filtration	ISO 18/16/13
Media Operating Temp. Range	-40° to 250°F (-40° to 120°C)
Weight	.52 lbs (.23 kg)
Operating Fluid Media	General Purpose Hydraulic Fluid
Cartridge Torque Requirements	30 ft-lbs (40.6 Nm)
Coil Nut Torque Requirements	4-6 ft-lbs (5.4-8.1 Nm)
Cavity	DELTA 4W
Cavity Tools Kit	
(form tool, reamer, tap)	40500002
Seal Kit	21191214

WARNING: the specifications/application data shown in our catalogs and data sheets are intended only as a general guide for the product described (herein). Any specific application should not be undertaken without independent study, evaluation, and testing for suitability.



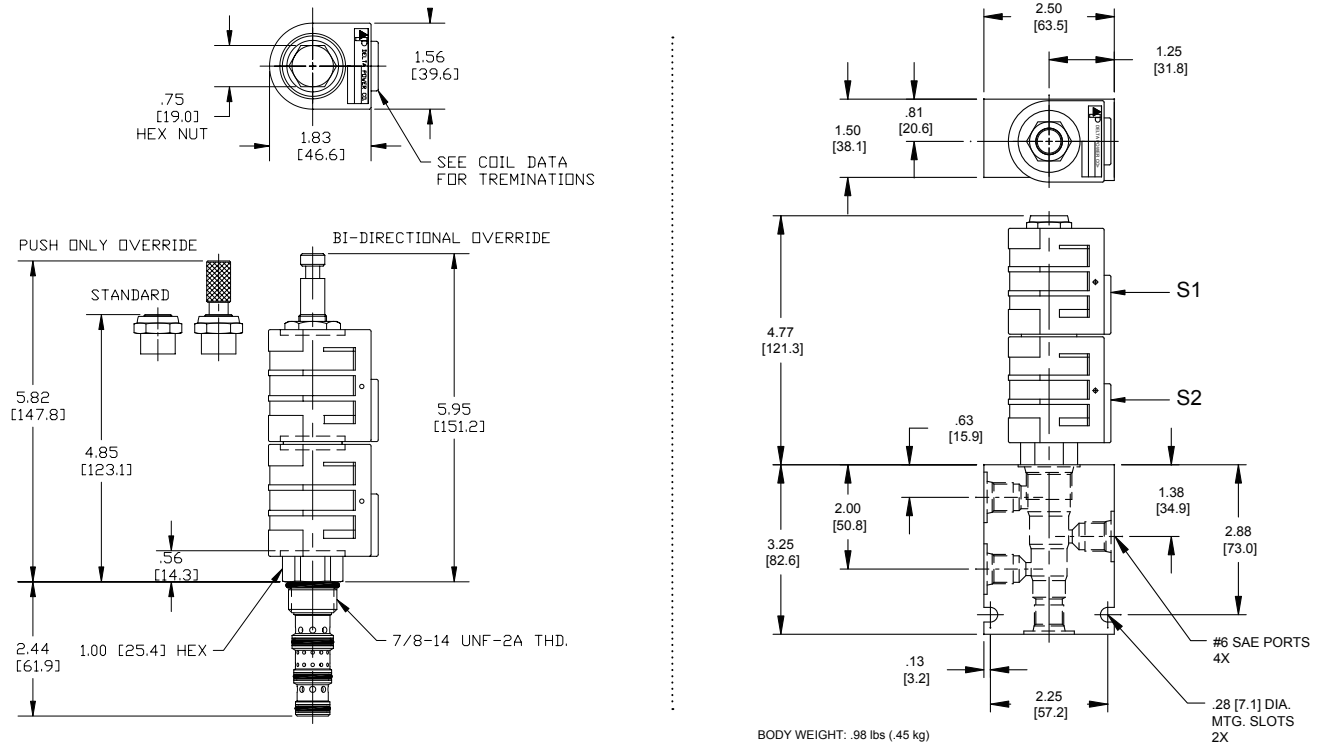
4484 Boeing Drive Rockford, IL 61109 • USA • Phone +1 (815) 397-6628 • Fax +1 (815) 397-2526
 mail: delta@delta-power.com • www.delta-power.com



Via Malavolti, 36 • 41122 Modena • ITALY • Phone +39 (059) 254895 • Fax +39 (059) 253512
 mail: tecnord@tecnord.com • www.tecnord.com

SOLENOID OPERATED DIRECTIONAL CONTROLS

DIMENSIONS



ORDERING INFORMATION

Approximate Coil Weight: .68 lbs (.31 kg)

DG-S4N

OPTIONS

- Buna Standard **00**
- Viton Standard **VO**
- Buna, Override **0M**
- Viton, Override **VM**
- Buna, Push Only Override **0P**
- Viton, Push Only Override **VP**

NO COIL ASSEMBLED ONTO VALVE

If "L" coils will be used – leave blank
If "I" coils will be used – use "I"

"L" COIL TERMINATION

(All DC Except as Noted)

- DL** Double Lead
- DT** Deutsch on Leads DT04-2P
- ML** Metri-Pack on Leads
- PL** Packard on Leads
- WL** Weatherpack on Leads

- SS** Single Spade
- DS** Double Spade
- HC** DIN 43650 (Hirschmann) - (AC&DC)
- CL** Conduit Lead - (AC Only)
- DI** Deutsch - Integral DT04-2P

BODIES

- Blank** Without Body
- N** 1/4 NPTF Ports
- S** #6 SAE Ports

VOLTAGE

- 06** 6 VDC
- 12** 12 VDC
- 24** 24 VDC
- 36** 36 VDC
- 48** 48 VDC
- 25** 24 VAC
- 11** 120 VAC
- 22** 220 VAC
- 44** 440 VAC

IMMERSION PROOF "L" TYPE

- IA** "I" Coil AMP Superseal - Integral
- ID** "I" Coil Deutsch - Integral DT04-2P
- IJ** "I" Coil AMP Jr. Timer - Integral
- IM** "I" Coil Metri-Pack - Integral

W 26 / 2019

WARNING: the specifications/application data shown in our catalogs and data sheets are intended only as a general guide for the product described (herein). Any specific application should not be undertaken without independent study, evaluation, and testing for suitability.



4484 Boeing Drive Rockford, IL 61109 • USA • Phone +1 (815) 397-6628 • Fax +1 (815) 397-2526
mail: delta@delta-power.com • www.delta-power.com

TECNORD

Via Malavolti, 36 • 41122 Modena • ITALY • Phone +39 (059) 254895 • Fax +39 (059) 253512
mail: tecnord@tecnord.com • www.tecnord.com